

## Giclee EZCoater Applicator - Liquid laminating system

### Use

---

For protecting wide format ink jet prints including:

- Signage printed on water-resistant media.
- Vehicle graphics
- Fine art reprints on water-resistant canvas.
- For regular canvas, the Giclee EZCoater can be used with solvent-based coatings..

### Benefits


---

- Provides UV, water and abrasion protection.
- Enhances the vibrancy of the inks.
- Costs less than film laminates.
- Media retains its flexibility
- Faster, cleaner than spraying or hand rolling.
- Provides a precision coating and eliminates waste and misses.

### Easy to Use


---

Takes only a minute to set up, seconds to coat, and less than five minutes to clean.




1. Pour the coating into the tray.  
(Braces secure the applicator to the table.)

2. Swivel the coating rod up and insert your media over the tray.




3. Swivel the coating rod down and the media is submerged in the coating.



4. Pull The media through



5. As you pull the media through, the coating rod wipes off a portion of the coating, leaving a smooth, even finish. The red wiper, below the media, completely wipes off the coating from the back, leaving it perfectly dry.



6. When finished, drain the coating back into the bottle and wipe down the coating rod with water.